



CRÉDITOS OTORGADOS POR LÍNEA

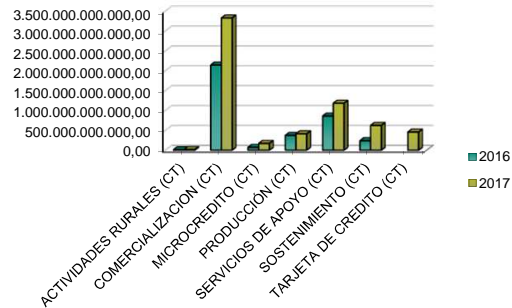
Detalle por Tipo de Cartera

ENERO - OCTUBRE

(Millones de \$)

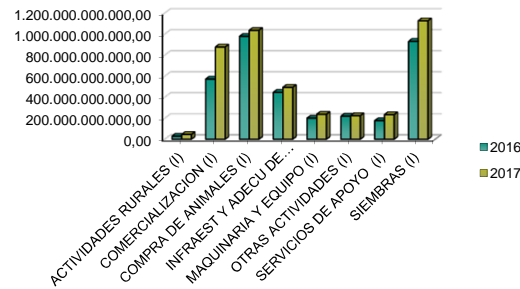
| | 2016 | | | | | | | | 2017 | | | | | | | | 2017 / 2016 No | 2017 / 2016 VALOR |
|---------------------------------|--------------|---------------|----------------|------------------|---------------|------------------|----------------|------------------|--------------|---------------|----------------|------------------|----------------|------------------|----------------|-------------------|----------------|-------------------|
| | AGROPECUARIA | | REDESCUENTO | | SUSTITUTA | | TOTAL | | AGROPECUARIA | | REDESCUENTO | | SUSTITUTA | | TOTAL | | | |
| | No | VALOR | No | VALOR | No | VALOR | No | VALOR | No | VALOR | No | VALOR | No | VALOR | No | VALOR | | |
| Capital de Trabajo | 49 | 4.506 | 31.100 | 478.355 | 43.753 | 3.203.173 | 74.902 | 3.686.033 | 70 | 1.108 | 58.855 | 536.448 | 123.337 | 5.637.833 | 182.262 | 6.175.389 | 143,33% | 67,53% |
| ACTIVIDADES RURALES (CT) | -- | -- | 343 | 2.724 | 26 | 7.194 | 369 | 9.918 | -- | -- | 439 | 4.042 | 47 | 13.278 | 486 | 17.320 | 31,71% | 74,63% |
| COMERCIALIZACION (CT) | -- | -- | 1.188 | 102.099 | 2.518 | 2.039.555 | 3.706 | 2.141.653 | 1 | 550 | 1.150 | 37.781 | 2.866 | 3.285.716 | 4.017 | 3.324.048 | 8,39% | 55,21% |
| MICROCREDITO (CT) | 45 | 366 | 2 | 22 | 38.471 | 69.292 | 38.518 | 69.681 | 68 | 548 | 6.310 | 18.685 | 84.116 | 149.631 | 90.494 | 168.864 | 134,94% | 142,34% |
| PRODUCCIÓN (CT) | 2 | 2.600 | 13.851 | 267.640 | 848 | 99.702 | 14.701 | 369.942 | -- | -- | 13.997 | 286.934 | 970 | 123.260 | 14.967 | 410.194 | 1,81% | 10,88% |
| SERVICIOS DE APOYO (CT) | -- | -- | 62 | 17.782 | 1.297 | 839.798 | 1.359 | 857.579 | -- | -- | 84 | 20.766 | 1.931 | 1.157.653 | 2.015 | 1.178.419 | 48,27% | 37,41% |
| SOSTENIMIENTO (CT) | 2 | 1.540 | 15.654 | 88.088 | 593 | 147.632 | 16.249 | 237.260 | 1 | 10 | 36.875 | 168.239 | 681 | 453.006 | 37.557 | 621.254 | 131,13% | 161,85% |
| TARJETA DE CREDITO (CT) | -- | -- | -- | -- | -- | -- | -- | -- | -- | -- | -- | -- | 32.726 | 455.290 | 32.726 | 455.290 | | |
| Inversión | 98 | 6.012 | 137.680 | 2.143.648 | 5.919 | 1.398.860 | 143.697 | 3.548.521 | 47 | 6.600 | 158.819 | 2.362.528 | 7.124 | 1.899.977 | 165.990 | 4.269.104 | 15,51% | 20,31% |
| ACTIVIDADES RURALES (I) | -- | -- | 88 | 10.600 | 80 | 17.857 | 168 | 28.457 | -- | -- | 132 | 12.176 | 89 | 32.697 | 221 | 44.873 | 31,55% | 57,69% |
| COMERCIALIZACION (I) | 2 | 600 | 1.405 | 131.332 | 753 | 439.612 | 2.160 | 571.544 | 3 | 522 | 1.734 | 175.946 | 1.214 | 700.390 | 2.951 | 876.859 | 36,62% | 53,42% |
| COMPRA DE ANIMALES (I) | 35 | 962 | 45.178 | 732.349 | 2.240 | 244.269 | 47.453 | 977.580 | 16 | 717 | 54.740 | 819.787 | 2.202 | 214.607 | 56.958 | 1.035.112 | 20,03% | 5,89% |
| INFRAEST Y ADECU DE TIERRAS (I) | 15 | 315 | 13.057 | 287.897 | 846 | 157.023 | 13.918 | 445.236 | 4 | 146 | 13.977 | 275.551 | 1.065 | 217.310 | 15.046 | 493.007 | 8,10% | 10,73% |
| MAQUINARIA Y EQUIPO (I) | -- | -- | 3.491 | 127.264 | 230 | 72.687 | 3.721 | 199.951 | -- | -- | 3.302 | 135.684 | 319 | 101.290 | 3.621 | 236.973 | -2,69% | 18,52% |
| OTRAS ACTIVIDADES (I) | 4 | 813 | 736 | 77.456 | 264 | 141.016 | 1.004 | 219.286 | 1 | 30 | 2.993 | 55.719 | 337 | 167.612 | 3.331 | 223.361 | 231,77% | 1,86% |
| SERVICIOS DE APOYO (I) | -- | -- | 110 | 39.951 | 279 | 136.365 | 389 | 176.316 | -- | -- | 161 | 47.719 | 501 | 185.635 | 662 | 233.354 | 70,18% | 32,35% |
| SIEMBRAS (I) | 42 | 3.322 | 73.615 | 736.799 | 1.227 | 190.031 | 74.884 | 930.152 | 23 | 5.185 | 81.780 | 839.946 | 1.397 | 280.435 | 83.200 | 1.125.565 | 11,11% | 21,01% |
| Normalización de Cartera | 2.341 | 35.066 | 29.652 | 424.662 | 342 | 801.327 | 32.335 | 1.261.055 | 2.281 | 22.944 | 31.063 | 503.744 | 433 | 1.134.628 | 33.777 | 1.661.316 | 4,46% | 31,74% |
| CONSOLIDACION DE PASIVOS (N) | 2.341 | 35.066 | 29.652 | 424.662 | 342 | 801.327 | 32.335 | 1.261.055 | 2.281 | 22.944 | 31.063 | 503.744 | 433 | 1.134.628 | 33.777 | 1.661.316 | 4,46% | 31,74% |
| | 2.488 | 45.585 | 198.432 | 3.046.665 | 50.014 | 5.403.360 | 250.934 | 8.495.609 | 2.398 | 30.651 | 248.737 | 3.402.719 | 130.894 | 8.672.438 | 382.029 | 12.105.809 | 52,24% | 42,49% |

Capital de Trabajo



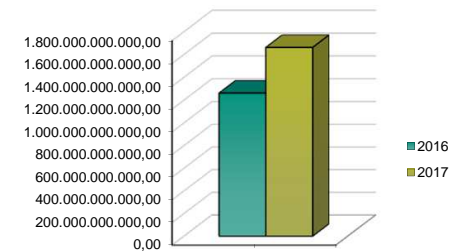
LINEA PRODUCCION

Inversión



LINEA PRODUCCION

Normalización de Cartera



LINEA PRODUCCION