



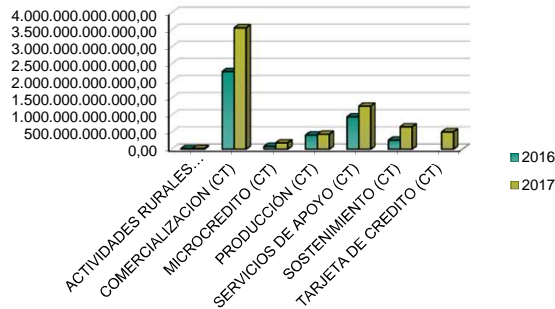
CRÉDITOS OTORGADOS POR LÍNEA

ENERO - NOVIEMBRE

Tipo Reporte
(Millones de \$)

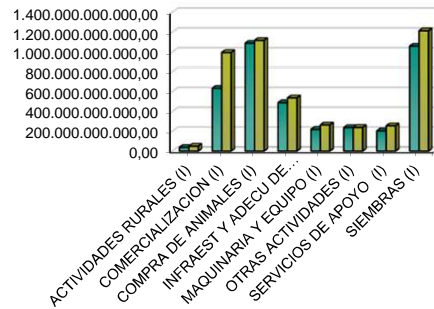
	2016								2017								2017 / 2016 No	2017 / 2016 VALOR
	AGROPECUARIA		REDESCUENTO		SUSTITUTA		TOTAL		AGROPECUARIA		REDESCUENTO		SUSTITUTA		TOTAL			
	No	VALOR	No	VALOR	No	VALOR	No	VALOR	No	VALOR	No	VALOR	No	VALOR	No	VALOR		
Capital de Trabajo	49	\$4.506	34.266	\$520.230	48.746	\$3.455.849	83.061	\$3.980.585	81	\$1.197	63.105	\$567.177	133.495	\$6.035.132	196.681	\$6.603.505	136,79%	65,89%
ACTIVIDADES RURALES (CT)	--	--	386	\$3.009	35	\$8.985	421	\$11.994	--	--	483	\$4.408	53	\$13.754	536	\$18.162	27,32%	51,43%
COMERCIALIZACION (CT)	--	--	1.363	\$104.710	2.763	\$2.167.867	4.126	\$2.272.576	1	\$550	1.162	\$38.107	3.106	\$3.512.220	4.269	\$3.550.877	3,47%	56,25%
MICROCREDITO (CT)	45	\$366	3	\$24	42.889	\$77.919	42.937	\$78.308	79	\$637	7.139	\$21.376	90.839	\$161.387	98.057	\$183.400	128,37%	134,20%
PRODUCCIÓN (CT)	2	\$2.600	15.343	\$297.513	937	\$111.159	16.282	\$411.272	--	--	15.039	\$303.537	1.064	\$132.998	16.103	\$436.534	-1,10%	6,14%
SERVICIOS DE APOYO (CT)	--	--	67	\$17.909	1.449	\$926.198	1.516	\$944.106	--	--	88	\$20.993	2.099	\$1.237.545	2.187	\$1.258.537	44,26%	33,30%
SOSTENIMIENTO (CT)	2	\$1.540	17.104	\$97.066	673	\$163.723	17.779	\$262.329	1	\$10	39.194	\$178.756	743	\$473.701	39.938	\$652.468	124,64%	148,72%
TARJETA DE CREDITO (CT)	--	--	--	--	--	--	--	--	--	--	--	--	35.591	\$503.527	35.591	\$503.527		
Inversión	100	\$9.029	152.747	\$2.398.272	6.651	\$1.553.781	159.498	\$3.961.082	48	\$6.670	170.287	\$2.552.259	7.838	\$2.102.829	178.173	\$4.661.757	11,71%	17,69%
ACTIVIDADES RURALES (I)	1	\$900	102	\$11.138	92	\$25.291	195	\$37.329	--	--	140	\$13.254	98	\$35.199	238	\$48.453	22,05%	29,80%
COMERCIALIZACION (I)	2	\$600	1.542	\$146.670	882	\$485.143	2.426	\$632.413	3	\$522	1.833	\$181.468	1.333	\$811.603	3.169	\$993.593	30,63%	57,11%
COMPRA DE ANIMALES (I)	35	\$962	50.063	\$810.343	2.519	\$275.736	52.617	\$1.087.041	17	\$787	58.841	\$882.900	2.432	\$231.841	61.290	\$1.115.528	16,48%	2,62%
INFRAEST Y ADECU DE TIERRAS (I)	15	\$315	14.148	\$317.951	948	\$169.677	15.111	\$487.943	4	\$146	14.884	\$296.701	1.192	\$238.828	16.080	\$535.675	6,41%	9,78%
MAQUINARIA Y EQUIPO (I)	--	--	3.831	\$142.403	254	\$76.224	4.085	\$218.627	--	--	3.588	\$153.667	343	\$109.820	3.931	\$263.487	-3,77%	20,52%
OTRAS ACTIVIDADES (I)	4	\$813	904	\$88.517	296	\$148.126	1.204	\$237.457	1	\$30	3.294	\$64.255	362	\$173.945	3.657	\$238.230	203,74%	0,33%
SERVICIOS DE APOYO (I)	--	--	123	\$41.527	315	\$161.879	438	\$203.405	--	--	165	\$49.668	547	\$204.090	712	\$253.758	62,56%	24,75%
SIEMBRAS (I)	43	\$5.438	82.034	\$839.724	1.345	\$211.705	83.422	\$1.056.867	23	\$5.185	87.542	\$910.346	1.531	\$297.502	89.096	\$1.213.032	6,80%	14,78%
Normalización de Cartera	2.775	\$37.877	31.853	\$449.442	369	\$845.024	34.997	\$1.332.343	2.529	\$25.082	33.781	\$536.049	504	\$1.298.478	36.814	\$1.859.610	5,19%	39,57%
CONSOLIDACION DE PASIVOS (N)	2.775	\$37.877	31.853	\$449.442	369	\$845.024	34.997	\$1.332.343	2.529	\$25.082	33.781	\$536.049	504	\$1.298.478	36.814	\$1.859.610	5,19%	39,57%
	2.924	\$51.412	218.866	\$3.367.944	55.766	\$5.854.654	277.556	\$9.274.009	2.658	\$32.949	267.173	\$3.655.485	141.837	\$9.436.439	411.668	\$13.124.873	48,32%	41,52%

Capital de Trabajo



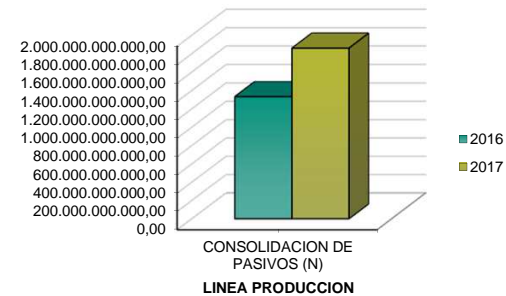
LINEA PRODUCCION

Inversión



LINEA PRODUCCION

Normalización de Cartera



LINEA PRODUCCION