



CRÉDITOS OTORGADOS POR LÍNEA

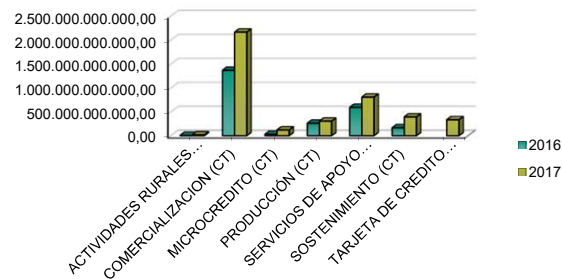
Detalle por Tipo de Cartera

Enero - Julio

(Millones de \$)

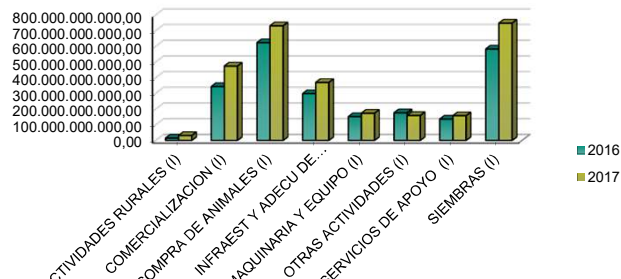
	2016								2017								2017 / 2016 No	2017 / 2016 VALOR
	AGROPECUARIA		REDESCUENTO		SUSTITUTA		TOTAL		AGROPECUARIA		REDESCUENTO		SUSTITUTA		TOTAL			
	No	VALOR	No	VALOR	No	VALOR	No	VALOR	No	VALOR	No	VALOR	No	VALOR	No	VALOR		
Capital de Trabajo	18	\$1.669,66	20.375	\$302.953,72	18.402	\$2.111.619,09	38.795	\$2.416.242,46	37	\$832,78	38.697	\$389.030,92	87.237	\$3.738.433,98	125.971	\$4.128.297,68	224,71%	70,86%
ACTIVIDADES RURALES (CT)	--	--	169	\$1.399,50	15	\$2.873,00	184	\$4.272,50	--	--	325	\$3.191,77	38	\$11.649,85	363	\$14.841,62	97,28%	247,38%
COMERCIALIZACION (CT)	--	--	676	\$40.523,85	1.739	\$1.326.305,52	2.415	\$1.366.829,37	1	\$550,00	1.070	\$29.383,77	1.990	\$2.131.509,84	3.061	\$2.161.443,61	26,75%	58,14%
MICROCREDITO (CT)	16	\$129,66	1	\$11,76	14.819	\$28.206,13	14.836	\$28.347,55	36	\$282,78	4.731	\$13.763,79	58.716	\$103.972,06	63.483	\$118.018,63	327,90%	316,33%
PRODUCCIÓN (CT)	--	--	8.798	\$192.846,21	588	\$67.249,04	9.386	\$260.095,25	--	--	9.820	\$209.980,77	746	\$93.232,45	10.566	\$303.213,22	12,57%	16,58%
SERVICIOS DE APOYO (CT)	--	--	43	\$11.919,55	838	\$579.543,97	881	\$591.463,52	--	--	67	\$18.787,47	1.369	\$786.845,11	1.436	\$805.632,59	63,00%	36,21%
SOSTENIMIENTO (CT)	2	\$1.540,00	10.688	\$56.252,85	403	\$107.441,42	11.093	\$165.234,27	--	--	22.684	\$113.923,35	475	\$278.322,32	23.159	\$392.245,68	108,77%	137,39%
TARJETA DE CREDITO (CT)	--	--	--	--	--	--	--	--	--	--	--	--	23.903	\$332.902,33	23.903	\$332.902,33	--	--
Inversión	92	\$5.925,15	84.792	\$1.396.336,62	3.663	\$919.845,60	88.547	\$2.322.107,37	31	\$4.530,87	112.467	\$1.706.962,94	4.718	\$1.127.159,93	117.216	\$2.838.653,74	32,38%	22,24%
ACTIVIDADES RURALES (I)	--	--	47	\$4.776,11	41	\$10.095,74	88	\$14.871,85	--	--	99	\$9.194,10	56	\$22.111,68	155	\$31.305,78	76,14%	110,50%
COMERCIALIZACION (I)	2	\$600,00	945	\$75.780,22	455	\$266.311,06	1.402	\$342.691,27	2	\$410,00	1.275	\$134.851,91	738	\$337.926,80	2.015	\$473.188,71	43,72%	38,08%
COMPRA DE ANIMALES (I)	34	\$937,24	27.577	\$465.032,21	1.427	\$156.286,58	29.038	\$622.256,03	10	\$130,22	38.968	\$580.424,08	1.541	\$149.461,03	40.519	\$730.015,34	39,54%	17,32%
INFRAEST Y ADECU DE TIERRAS (I)	15	\$314,94	9.150	\$215.413,87	471	\$82.168,85	9.636	\$297.897,67	3	\$71,05	10.322	\$216.545,49	690	\$151.991,41	11.015	\$368.607,95	14,31%	23,74%
MAQUINARIA Y EQUIPO (I)	--	--	2.379	\$99.415,37	142	\$51.818,66	2.521	\$151.234,02	--	--	2.451	\$102.586,88	185	\$70.466,50	2.636	\$173.053,37	4,56%	14,43%
OTRAS ACTIVIDADES (I)	3	\$809,39	403	\$55.720,29	178	\$118.918,11	584	\$175.447,80	1	\$300,00	1.887	\$36.621,64	228	\$121.559,10	2.116	\$158.210,74	262,33%	-9,82%
SERVICIOS DE APOYO (I)	--	--	64	\$31.391,54	184	\$104.325,25	248	\$135.716,80	--	--	104	\$30.296,59	344	\$126.824,33	448	\$157.120,93	80,65%	15,77%
SIEMBRAS (I)	38	\$3.263,57	44.227	\$448.807,00	765	\$129.921,36	45.030	\$581.991,93	15	\$3.889,59	57.361	\$596.442,24	936	\$146.819,09	58.312	\$747.150,93	29,50%	28,38%
Normalización de Cartera	1.738	\$27.302,71	19.243	\$281.080,20	238	\$580.453,58	21.219	\$888.836,49	1.937	\$18.438,88	20.915	\$391.247,13	253	\$573.117,80	23.105	\$982.803,81	8,89%	10,57%
CONSOLIDACION DE PASIVOS (N)	1.738	\$27.302,71	19.243	\$281.080,20	238	\$580.453,58	21.219	\$888.836,49	1.937	\$18.438,88	20.915	\$391.247,13	253	\$573.117,80	23.105	\$982.803,81	8,89%	10,57%
TOTAL	1.848	\$34.897,52	124.410	\$1.980.370,53	22.303	\$3.611.918,27	148.561	\$5.627.186,32	2.005	\$23.802,53	172.079	\$2.487.240,99	92.208	\$5.438.711,71	266.292	\$7.949.755,23	79,25%	41,27%

Capital de Trabajo



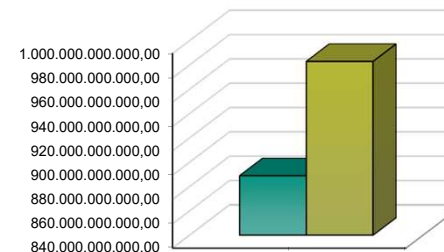
LINEA PRODUCCION

Inversión



LINEA PRODUCCION

Normalización de Cartera



CONSOLIDACION DE PASIVOS (N)
LINEA PRODUCCION