

CRÉDITOS OTORGADOS POR LÍNEA

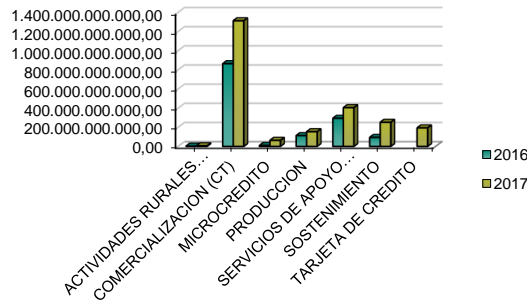
Detalle por Tipo de Cartera

Enero - Abril

(Millones de \$)

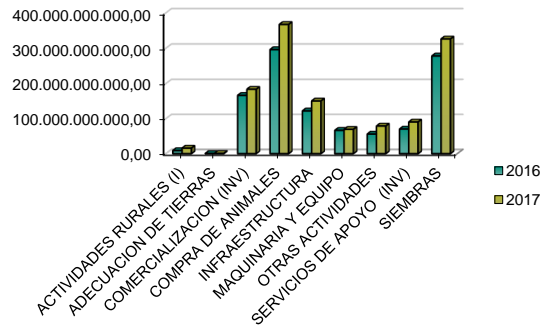
	2016								2017								2017 / 2016 No	2017 / 2016 VALOR
	AGROPECUARIO		REDESCUENTO		SUSTITUTA		TOTAL		AGROPECUARIA		REDESCUENTO		SUSTITUTA		TOTAL			
	No	VALOR	No	VALOR	No	VALOR	No	VALOR	No	VALOR	No	VALOR	No	VALOR	No	VALOR		
Capital de Trabajo	3	\$18,41	10.722	\$137.439,69	7.459	\$1.239.408,08	18.184	\$1.376.866,18	19	\$680,58	17.379	\$189.818,40	47.229	\$2.193.983,65	64.627	\$2.384.482,63	255,41%	73,18%
ACTIVIDADES RURALES (CT)	0	\$0,00	81	\$750,57	9	\$1.903,00	90	\$2.653,57	0	\$0,00	192	\$1.647,91	24	\$4.918,06	216	\$6.565,96	140,00%	147,44%
COMERCIALIZACION (CT)	0	\$0,00	343	\$26.925,15	1.064	\$837.218,31	1.407	\$864.143,46	1	\$550,00	870	\$22.892,41	1.149	\$1.288.097,57	2.020	\$1.311.539,98	43,57%	51,77%
MICROCREDITO	3	\$18,41	1	\$11,76	5.284	\$9.940,60	5.288	\$9.970,77	18	\$130,58	3.072	\$8.824,57	30.715	\$54.101,41	33.805	\$63.056,56	539,28%	532,41%
PRODUCCION	0	\$0,00	4.205	\$72.787,54	401	\$39.835,60	4.606	\$112.623,14	0	\$0,00	5.301	\$92.619,34	467	\$61.107,66	5.768	\$153.727,00	25,23%	36,50%
SERVICIOS DE APOYO (CT)	0	\$0,00	21	\$5.681,50	470	\$288.025,09	491	\$293.706,59	0	\$0,00	45	\$10.646,97	754	\$394.075,69	799	\$404.722,66	62,73%	37,80%
SOSTENIMIENTO	0	\$0,00	6.071	\$31.283,17	231	\$62.485,49	6.302	\$93.768,66	0	\$0,00	7.899	\$53.187,20	265	\$198.373,62	8.164	\$251.560,82	29,55%	168,28%
TARJETA DE CREDITO	--	--	--	--	--	--	--	--	--	--	--	--	13.855	\$193.309,65	13.855	\$193.309,65		
Inversión	19	\$2.978,94	42.226	\$605.273,43	2.039	\$456.309,99	44.284	\$1.064.562,36	16	\$3.933,80	53.256	\$735.370,26	2.453	\$543.290,72	55.725	\$1.282.594,79	25,84%	20,48%
ACTIVIDADES RURALES (I)	0	\$0,00	18	\$1.236,62	26	\$7.645,74	44	\$8.882,36	0	\$0,00	60	\$7.342,74	26	\$8.378,90	86	\$15.721,63	95,45%	77,00%
COMERCIALIZACION (INV)	2	\$600,00	446	\$37.211,57	265	\$128.466,44	713	\$166.278,01	2	\$410,00	458	\$59.876,46	378	\$123.482,24	838	\$183.768,70	17,53%	10,52%
COMPRA DE ANIMALES	4	\$254,83	15.189	\$222.816,30	780	\$73.019,52	15.973	\$296.090,65	1	\$4,80	20.228	\$288.319,19	833	\$78.864,70	21.062	\$367.188,68	31,86%	24,01%
INFRAESTRUCTURA	1	\$0,76	4.415	\$80.388,93	259	\$42.043,19	4.675	\$122.432,88	2	\$51,48	3.275	\$57.929,99	335	\$93.288,83	3.612	\$151.270,30	-22,74%	23,55%
MAQUINARIA Y EQUIPO	0	\$0,00	1.037	\$27.529,92	89	\$39.059,27	1.126	\$66.589,18	0	\$0,00	905	\$22.269,34	106	\$47.102,32	1.011	\$69.371,66	-10,21%	4,18%
OTRAS ACTIVIDADES	1	\$800,00	211	\$17.147,63	105	\$37.908,43	317	\$55.856,06	1	\$30,00	895	\$17.841,91	112	\$60.873,03	1.008	\$78.744,94	217,98%	40,98%
SERVICIOS DE APOYO (INV)	0	\$0,00	23	\$19.289,78	107	\$51.018,11	130	\$70.307,89	0	\$0,00	54	\$20.696,26	178	\$69.682,99	232	\$90.379,25	78,46%	28,55%
SIEMBRAS	11	\$1.323,35	20.887	\$199.652,69	408	\$77.149,31	21.306	\$278.125,34	10	\$3.437,52	27.381	\$261.094,38	485	\$61.617,71	27.876	\$326.149,62	30,84%	17,27%
Normalización de Cartera	803	\$5.935,86	7.228	\$88.057,12	126	\$281.424,10	8.157	\$375.417,07	1.441	\$13.065,24	11.059	\$245.408,53	124	\$345.043,73	12.624	\$603.517,50	54,76%	60,76%
CONSOLIDACION DE PASIVOS	803	\$5.935,86	7.228	\$88.057,12	126	\$281.424,10	8.157	\$375.417,07	1.441	\$13.065,24	11.059	\$245.408,53	124	\$345.043,73	12.624	\$603.517,50	54,76%	60,76%
TOTAL	825	\$8.933,20	60.176	\$830.770,24	9.624	\$1.977.142,18	70.625	\$2.816.845,62	1.476	\$17.679,63	81.694	\$1.170.597,19	49.806	\$3.082.318,10	132.976	\$4.270.594,92	88,28%	51,61%

Capital de Trabajo



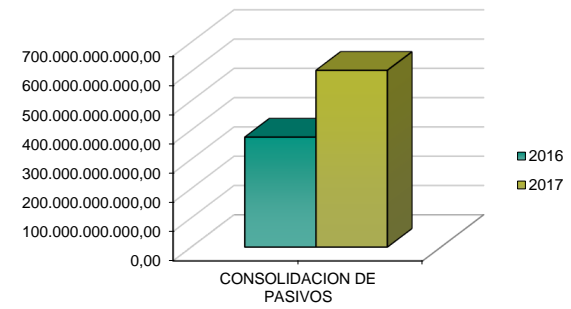
LINEA PRODUCCION

Inversión



LINEA PRODUCCION

Normalización de Cartera



LINEA PRODUCCION