



# CRÉDITOS OTORGADOS POR LÍNEA

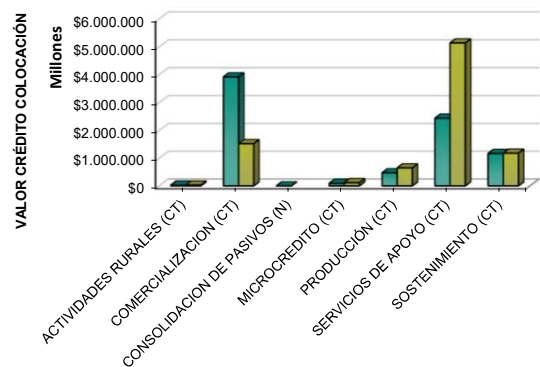
Detalle por Tipo de Cartera

Ene/2021 - Ago/2021

(Millones de \$)

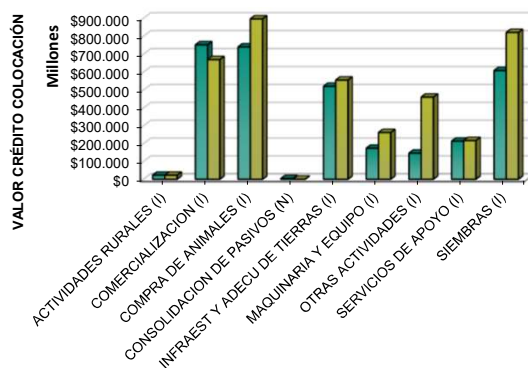
	2020								2021								2021 / 2020 CANTIDAD	2021 / 2020 VALOR
	AGROPECUARIA		REDESCUENTO		SUSTITUTA		TOTAL		AGROPECUARIA		REDESCUENTO		SUSTITUTA		TOTAL			
	CANTIDAD	VALOR	CANTIDAD	VALOR	CANTIDAD	VALOR	CANTIDAD	VALOR	CANTIDAD	VALOR	CANTIDAD	VALOR	CANTIDAD	VALOR	CANTIDAD	VALOR		
Capital de Trabajo	164	\$23.347,28	86.559	\$1.755.196,74	54.420	\$6.333.236,78	141.143	\$8.111.780,80	1.205	\$20.487,64	73.715	\$974.135,38	79.454	\$7.624.416,95	154.374	\$8.619.039,97	9,37%	6,25%
ACTIVIDADES RURALES (CT)	1	\$30,00	580	\$15.962,62	74	\$10.336,13	655	\$26.328,76	1	\$15,00	1.031	\$12.624,82	95	\$14.544,78	1.127	\$27.184,60	72,06%	3,25%
COMERCIALIZACION (CT)	43	\$11.200,84	2.801	\$430.315,52	4.594	\$3.477.947,23	7.438	\$3.919.463,59	2	\$2.240,00	2.585	\$85.415,72	3.597	\$1.431.875,69	6.184	\$1.519.531,41	-16,86%	-61,23%
CONSOLIDACION DE PASIVOS (N)	1	\$4,71	--	--	--	--	1	\$4,71	--	--	--	--	--	--	--	--	--	--
MICROCREDITO (CT)	13	\$177,74	7.278	\$33.443,72	27.973	\$60.028,65	35.264	\$93.650,11	1.187	\$12.881,72	580	\$3.889,57	50.221	\$97.812,35	51.988	\$114.583,64	47,43%	22,35%
PRODUCCIÓN (CT)	9	\$2.134,99	13.804	\$354.700,68	3.960	\$115.232,86	17.773	\$472.068,53	--	--	15.495	\$382.313,45	4.548	\$264.839,12	20.043	\$647.152,57	12,77%	37,09%
SERVICIOS DE APOYO (CT)	9	\$2.231,02	984	\$288.525,04	1.966	\$2.143.642,49	2.959	\$2.434.398,56	1	\$950,00	356	\$30.479,91	3.840	\$5.102.175,06	4.197	\$5.133.604,97	41,84%	110,88%
SOSTENIMIENTO (CT)	88	\$7.567,99	61.112	\$632.249,15	15.853	\$526.049,42	77.053	\$1.165.866,55	14	\$4.400,92	53.668	\$459.411,91	17.153	\$713.169,96	70.835	\$1.176.982,79	-8,07%	0,95%
Inversión	52	\$9.637,10	82.183	\$1.511.938,16	4.880	\$1.659.742,72	87.115	\$3.181.317,99	31	\$23.907,90	110.652	\$2.077.198,00	5.011	\$1.802.789,30	115.694	\$3.903.895,20	32,81%	22,71%
ACTIVIDADES RURALES (I)	--	--	110	\$11.496,83	33	\$11.359,20	143	\$22.856,03	--	--	140	\$5.998,76	46	\$16.742,96	186	\$22.741,71	30,07%	-0,50%
COMERCIALIZACION (I)	--	--	969	\$81.584,95	1.197	\$670.257,42	2.166	\$751.842,37	1	\$820,59	1.223	\$76.768,37	1.256	\$592.077,56	2.480	\$669.666,52	14,50%	-10,93%
COMPRA DE ANIMALES (I)	8	\$2.497,60	35.995	\$647.446,89	848	\$90.452,65	36.851	\$740.397,14	5	\$1.724,59	41.417	\$763.124,17	1.068	\$131.511,18	42.490	\$896.359,94	15,30%	21,06%
CONSOLIDACION DE PASIVOS (N)	1	\$199,47	--	--	2	\$3.300,00	3	\$3.499,47	--	--	--	--	1	\$25,00	1	\$25,00	-66,67%	-99,29%
INFRAEST Y ADECU DE TIERRAS (I)	3	\$1.088,91	7.914	\$178.967,02	482	\$340.682,68	8.399	\$520.738,61	4	\$15.079,33	10.392	\$307.265,21	660	\$233.193,82	11.056	\$555.538,36	31,63%	6,68%
MAQUINARIA Y EQUIPO (I)	--	--	1.840	\$86.843,09	214	\$86.786,32	2.054	\$173.629,42	--	--	3.702	\$180.423,13	266	\$81.275,40	3.968	\$261.698,53	93,18%	50,72%
OTRAS ACTIVIDADES (I)	29	\$3.185,27	2.132	\$54.633,36	121	\$88.415,37	2.282	\$146.234,00	7	\$2.764,35	5.508	\$120.411,33	172	\$337.507,20	5.687	\$460.682,87	149,21%	215,03%
SERVICIOS DE APOYO (I)	--	--	88	\$31.709,32	313	\$181.828,96	401	\$213.538,28	--	--	134	\$34.562,56	379	\$182.327,78	513	\$216.890,34	27,93%	1,57%
SIEMBRAS (I)	11	\$2.665,86	33.135	\$419.256,70	1.670	\$186.660,11	34.816	\$608.582,67	14	\$3.519,04	48.136	\$588.644,47	1.163	\$228.128,41	49.313	\$820.291,93	41,64%	34,79%
Normalización de Cartera	969	\$16.347,56	33.443	\$342.331,72	1.865	\$2.913.109,19	36.277	\$3.271.788,46	3.558	\$47.030,90	39.351	\$509.738,70	1.842	\$4.977.640,83	44.751	\$5.534.410,42	23,36%	69,16%
<b>TOTAL</b>	<b>1.185</b>	<b>\$49.331,94</b>	<b>202.185</b>	<b>\$3.609.466,62</b>	<b>61.165</b>	<b>\$10.906.088,70</b>	<b>264.535</b>	<b>\$14.564.887,26</b>	<b>4.794</b>	<b>\$91.426,44</b>	<b>223.718</b>	<b>\$3.561.072,08</b>	<b>86.307</b>	<b>\$14.404.847,08</b>	<b>314.819</b>	<b>\$18.057.345,59</b>	<b>19,01%</b>	<b>23,98%</b>

Capital de Trabajo



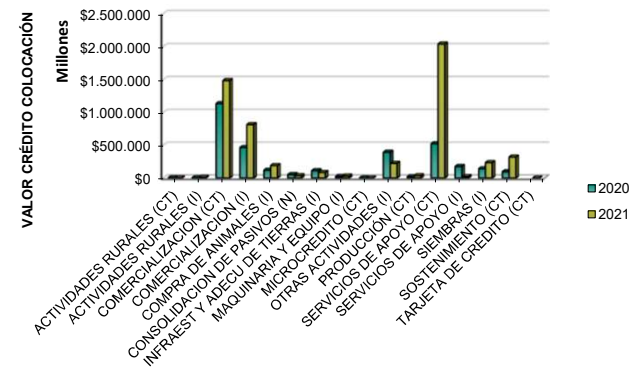
LINEA PRODUCCION

Inversión



LINEA PRODUCCION

Normalización de Cartera



LINEA PRODUCCION