



CRÉDITOS OTORGADOS POR LÍNEA

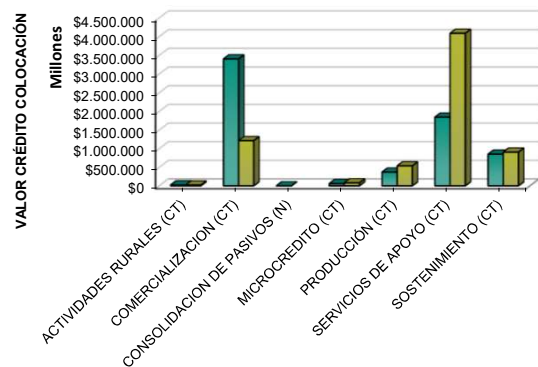
Detalle por Tipo de Cartera

Ene/2021 - Jun/2021

(Millones de \$)

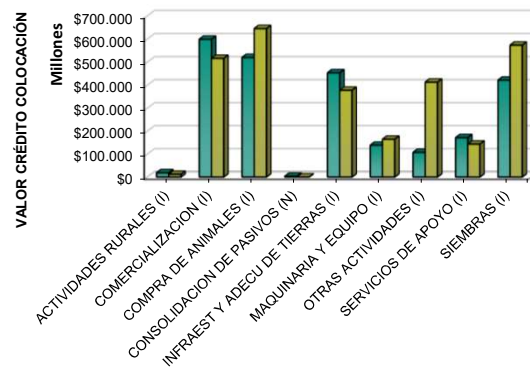
	2020								2021								2021 / 2020 CANTIDAD	2021 / 2020 VALOR
	AGROPECUARIA		REDESCUENTO		SUSTITUTA		TOTAL		AGROPECUARIA		REDESCUENTO		SUSTITUTA		TOTAL			
	CANTIDAD	VALOR	CANTIDAD	VALOR	CANTIDAD	VALOR	CANTIDAD	VALOR	CANTIDAD	VALOR	CANTIDAD	VALOR	CANTIDAD	VALOR	CANTIDAD	VALOR		
Capital de Trabajo	132	\$17.951,94	56.784	\$1.401.188,80	41.355	\$5.126.697,29	98.271	\$6.545.838,04	1.200	\$20.437,03	54.557	\$742.622,79	56.268	\$6.077.601,21	112.025	\$6.840.661,02	14,00%	4,50%
ACTIVIDADES RURALES (CT)	1	\$30,00	407	\$13.848,44	67	\$9.575,93	475	\$23.454,38	1	\$15,00	707	\$8.274,66	71	\$12.164,38	779	\$20.454,04	64,00%	-12,79%
COMERCIALIZACION (CT)	34	\$9.290,84	2.145	\$387.447,76	4.009	\$3.005.088,94	6.188	\$3.401.827,55	2	\$2.240,00	1.758	\$64.865,28	2.713	\$1.144.905,91	4.473	\$1.212.011,19	-27,71%	-64,37%
CONSOLIDACION DE PASIVOS (N)	1	\$4,71	--	--	--	--	1	\$4,71	--	--	--	--	--	--	--	--	--	--
MICROCREDITO (CT)	13	\$177,74	4.380	\$19.172,65	20.311	\$39.787,72	24.704	\$59.138,10	1.182	\$12.831,11	501	\$3.062,43	34.325	\$65.906,20	36.008	\$81.799,73	45,76%	38,32%
PRODUCCIÓN (CT)	6	\$1.254,50	9.556	\$277.690,43	3.081	\$90.029,77	12.643	\$368.974,70	--	--	11.373	\$299.876,78	3.444	\$235.287,92	14.817	\$535.164,70	17,20%	45,04%
SERVICIOS DE APOYO (CT)	6	\$1.842,02	817	\$269.677,19	1.577	\$1.571.222,90	2.400	\$1.842.742,11	1	\$950,00	247	\$23.870,61	2.892	\$4.060.560,70	3.140	\$4.085.381,31	30,83%	121,70%
SOSTENIMIENTO (CT)	71	\$5.352,13	39.479	\$433.352,33	12.310	\$410.992,03	51.860	\$849.696,49	14	\$4.400,92	39.971	\$342.673,02	12.823	\$558.776,10	52.808	\$905.850,05	1,83%	6,61%
Inversión	39	\$7.682,44	55.249	\$1.043.061,57	3.980	\$1.383.091,74	59.268	\$2.433.835,76	29	\$23.885,70	77.585	\$1.407.826,08	3.775	\$1.414.583,18	81.389	\$2.846.294,95	37,32%	16,95%
ACTIVIDADES RURALES (I)	--	--	90	\$7.979,30	30	\$10.450,20	120	\$18.429,50	--	--	96	\$3.831,23	32	\$8.189,11	128	\$12.020,34	6,67%	-34,78%
COMERCIALIZACION (I)	--	--	652	\$54.887,05	974	\$543.927,74	1.626	\$598.814,78	1	\$820,59	835	\$51.231,15	928	\$464.039,72	1.764	\$516.091,46	8,49%	-13,81%
COMPRA DE ANIMALES (I)	7	\$2.197,60	24.024	\$440.765,90	687	\$77.112,58	24.718	\$520.076,08	5	\$1.724,59	29.297	\$545.436,23	784	\$98.005,20	30.086	\$645.166,03	21,72%	24,05%
CONSOLIDACION DE PASIVOS (N)	1	\$199,47	--	--	1	\$3.000,00	2	\$3.199,47	--	--	--	--	1	\$25,00	1	\$25,00	-50,00%	-99,22%
INFRAEST Y ADECU DE TIERRAS (I)	3	\$1.088,91	5.519	\$128.501,97	403	\$324.236,63	5.925	\$453.827,51	4	\$15.079,33	7.323	\$202.348,53	465	\$160.464,15	7.792	\$377.892,01	31,51%	-16,73%
MAQUINARIA Y EQUIPO (I)	--	--	1.225	\$68.009,72	165	\$70.603,97	1.390	\$138.613,69	--	--	2.476	\$99.112,48	184	\$65.612,35	2.660	\$164.724,84	91,37%	18,84%
OTRAS ACTIVIDADES (I)	21	\$2.099,10	1.445	\$31.743,68	93	\$73.571,37	1.559	\$107.414,15	7	\$2.764,35	3.843	\$85.629,02	130	\$324.891,22	3.980	\$413.284,59	155,29%	284,76%
SERVICIOS DE APOYO (I)	--	--	56	\$27.919,03	257	\$143.776,62	313	\$171.695,66	--	--	86	\$16.019,01	256	\$127.594,80	342	\$143.613,81	9,27%	-16,36%
SIEMBRAS (I)	7	\$2.097,37	22.238	\$283.254,93	1.370	\$136.412,63	23.615	\$421.764,93	12	\$3.496,84	33.629	\$404.218,41	995	\$165.761,63	34.636	\$573.476,88	46,67%	35,97%
Normalización de Cartera	682	\$11.026,63	20.086	\$224.064,75	1.299	\$2.129.057,26	22.067	\$2.364.148,64	2.450	\$34.306,60	24.891	\$330.344,51	1.349	\$3.757.601,58	28.690	\$4.122.252,69	30,01%	74,37%
TOTAL	853	\$36.661,01	132.119	\$2.668.315,13	46.634	\$8.638.846,29	179.606	\$11.343.822,44	3.679	\$78.629,32	157.033	\$2.480.793,37	61.392	\$11.249.785,97	222.104	\$13.809.208,66	23,66%	21,73%

Capital de Trabajo



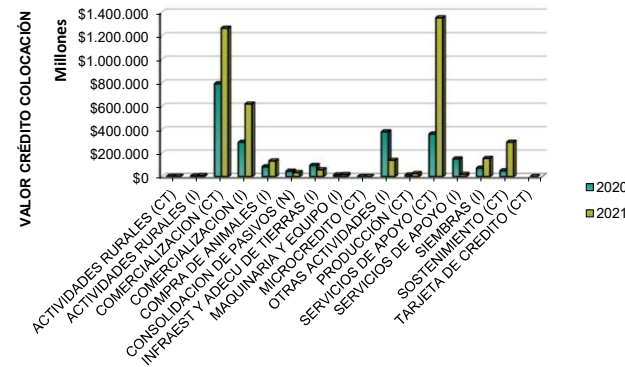
LÍNEA PRODUCCION

Inversión



LÍNEA PRODUCCION

Normalización de Cartera



LÍNEA PRODUCCION